



# Stottesdon Gateway Nursery Summer 2: Homes and Houses

Our overview curriculum map aims to give a snapshot of the rich experiences and cycle of learning our children are submerged into. In addition, teaching and learning will reflect children's interests.



## As communicators we will be taught key vocabulary:

House, road, map, Shropshire, Stottesdon,, different, same, old, and new. Material, wood, glass, paper, hard and soft. Loud, quiet, on, off and shadows. Rolling pin, cutters, shape, roll, and squeeze. Sellotape, masking tape, scissors, construct, modelling, design and glue.

## Nursery Rhymes:

Ten in a Bed  
Jack lives in a Wooden Box  
Ten Green Bottles  
Jack and Jill  
The Wheels on the Bus  
The Wiseman built his House on the Sand  
I'm a Little Teapot

## Word Aware Concepts:

Night Front All New  
Back Over Next to

## Possible Lines of Learning

Out and About in Stottesdon  
Who lives in our community?  
Different Homes  
Our Homes  
Junk modelling - Materials to build a house  
Cleobury Growing Competition  
Pond dipping experience  
Local walk around Stottesdon

## Important Dates

Father's Day 16<sup>th</sup> June 2024  
Sports Day and Nursery Graduation 19<sup>th</sup> July 2024

As readers our focus texts will be:



We will be developing our book handling skills, understanding the five concepts of print:

- print has meaning
- print can have different purposes
- we read English text from left to right and from top to bottom
- the names of the different parts of a book
- page sequencing

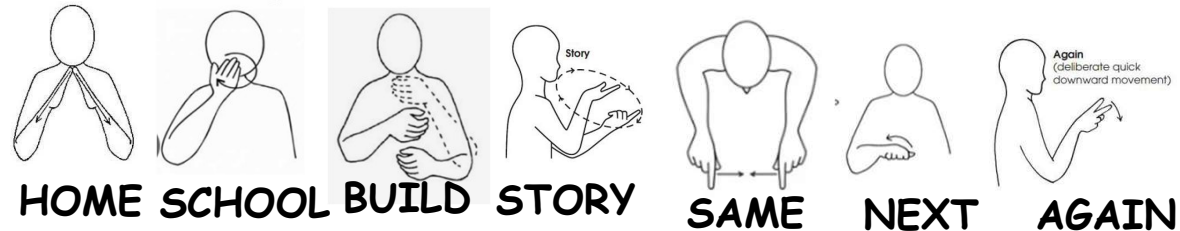
We will be noticing print such as first letter of our name, a familiar logo, and door numbers.

As writers we will be following the Penpals Handwriting F1 programme and making marks to represent our names.

As explorers we will be exploring 'Who lives in our community?'. We will learn that we live in Shropshire which is in England. We will discover there are different types of houses and which 'style' they live in.

We will be using talk to explain what we can see in own environment (school/home) using a wide vocabulary. Garden, field, road, path. We will be exploring a range of materials to build with.

The Makaton signs we will be learning this term are:



During Summer 2, our Pre-school children are taught to identify initial sounds of words and names of objects. To identify the final sounds of words and objects. To articulate sounds correctly - including playing with voice sounds. To blend a wider range of words using oral blending.

**Focus sounds:** ck x sh th ng nk ch



Pronunciation Phrase - ck

Open your mouth into a little smile; make your tongue flat and move it up towards the top of your mouth to say c c c

Digraph (ck) - two letters, one sound



Pronunciation Phrase - sh

Show me your teeth and push the air out shshshshsh



Pronunciation Phrase - th

**Voiced:** Tongue on your teeth, teeth almost closed to make a 'buzzing' th

**Unvoiced:** Tongue on your teeth and push the air out th



Pronunciation Phrase - ch

Pucker your lips and show your teeth; use your tongue as you say ch ch ch



Pronunciation Phrase - ng

Open your mouth a bit and then use your tongue at the back of your mouth to say ng ng ng



Pronunciation Phrase - nk

Open your mouth a bit and then use your tongue at the back of your mouth to say ngk ngk ngk

In PE, the children will be introduced to **Fundamental Movement Skills:** Develop core muscle strength and posture.

- Running: races, through ladders, relay, egg & spoon race
- Jumping: Standing long jump
- Followed by **Sport Day celebration to end the term.**

### Tuesdays Forest Fun @ in the EYFS Garden

To be able to safely handle & use tools in the garden. As artists, the children will explore clay/make marks in clay to recreate animal tracks. Print with small blocks, small sponges, fruit, shapes and other resources to recreate animal tracks.

DT Children work independently to develop basic skills including use of scissors, hole punching and joining to create a moving minibeast.

As mathematicians we will:

### Recap Numerals 1-5


Recap and application of numerals 1-5  
Recap subitising



### Positional Language

To respond correctly to the positional language - in, on, under, in front, behind, next to.

To begin to use some positional language.




### 2D shape

Recap 2D shapes square, circle, triangle, rectangle

### Weight

To compare 2 items for weight saying which one is heavy and which one is light



Every Monday afternoon in **Music** the children will be following the Music Express Activities "Stories and Sounds" Focus on structure. Listen with increased attention to sounds. Sing pitch of note (pitch match)

In **PSHE** through our Jigsaw Programme, we will be learning about **Changing Me** Talk with others to solve conflicts. Begin to understand how others might be feeling. Talk about their feelings using words like 'happy', 'sad', 'angry', or 'worried'.



**Add a Family Post to your child's Tapestry Account**