



Stottesdon Gateway Nursery Spring 2: Down on the Farm

Our overview curriculum map aims to give a snapshot of the rich experiences and cycle of learning our children are submerged into. In addition, teaching and learning will reflect children's interests.



As communicators we will be taught key

vocabulary: Farm animals, cow, calf, pig, piglet, horse, foal, sheep, lamb, chicken, chick, duck, ducklings. Farmer, farm, farmhouse, pen, field, barn, pigsty, coop, shed. Tractor, trailer. Spring, Easter, eggs, vegetables.

Nursery Rhymes:

- Old MacDonalld had a farm.
- Five little Chicks
- Baa Baa Black sheep
- Underground Veg song
- Chick Chick Chicken

Word Aware Concepts:

Long Hard
Through Some
Old

Possible Lines of Learning

- What is a farm?
- Job of a farmer.
- What animals live on a farm?
- What food comes from a farm?
- Day and night animals
- Signs of Spring
- Trip to a real farm

Important Dates



Forest Fun (Tuesdays x 4 sessions)

World Book Day

Easter

Cleobury Growing Competition

As readers our focus texts will be:



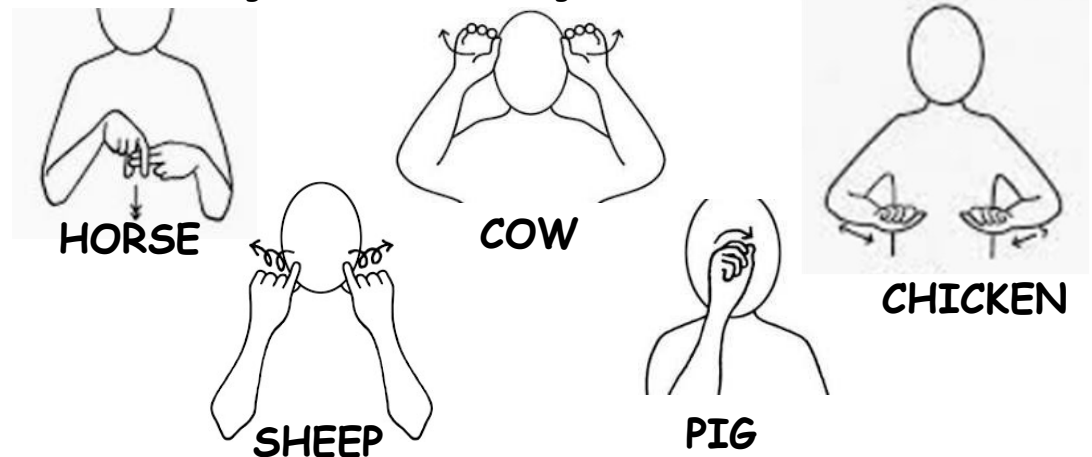
As explorers we will be exploring what a farm is? Who works on a farm? What animals live on a farm. We will matching and naming parent and baby farm animals. We will be exploring signs of spring using our five senses.

As writers we will be following the Penpals Handwriting F1 programme. We will be enjoying mark making on a large scale freely. We will be giving short simple meanings to marks.

We will be learning some letter formation rhymes to make marks on drawings to stand for our names.

We will take part in Dough Disco

The Makaton signs we will be learning this term are:



During Spring 2, our Pre-school children are taught to identify initial sounds of words and names of objects. To articulate sounds correctly - including playing with voice sounds. To blend a wider range of words using oral blending.

Focus sounds: e u r h b



Pronunciation Phrase - e

Open your mouth wide and say e e e



Pronunciation Phrase - u

Open your mouth wide and say u u u



Pronunciation Phrase - r

Show me your teeth to make a rrrrr sound rrrrr



Pronunciation Phrase - h

Open your lips a little; put your teeth on your bottom lip and push the air out to make the sound fffff fffff



Pronunciation Phrase - b

Open your mouth a little; put your tongue up to the top of your mouth, behind your teeth, and press llll llll

In PE, the children will be introduced to fundamental movement skills: Sending & Receiving: Develop ball skills by taking part in group balls skills - Rolling, bouncing, dribbling, pushing, patting, aiming different objects in pairs

Tuesdays Forest Fun: To co-construct safety rules for Forest area. To explore the area with reference to safe risk taking. To explore signs of spring.

As artists we will observe a picture of a farm animal. Use pre-made paints to paint farm animals' masks. Children will add features using craft/collage materials.

As mathematicians we will:

Numerals 4

Understand the concept of 4.

See when there are 4 items (subitise)Count 4 objects.

See that 4 can represent actions as well as physical objects.

Recognise more and fewer than 4.

To chant to 4

To compare amounts by applying a matching strategy.

To match quantity to amount up to 4.

Understand fingers represent objects in a rhyme.

Understand that taking one away is the same as making one less.

To compare amounts, knowing which is the same, which is more, and which is fewer.

To notice similarities and differences.

To understand how to make a given number by adding or taking away 1 object.

To know that a single object can be split onto similar sized parts and then recombined to make the whole.

To know that a given number can be made by adding different amounts together.

To place 4 objects on a 5 frame

2D shape

Name a square and an oblong.

Know what a corner is on a 2D shape.

Know what a side is on a 2D shape.

To select an oblong and a square from a selection of shapes.

To use shapes appropriately.

Sorting

To sort shapes according to whether they have corners or not.

To notice similarities and difference between objects.



Every Wednesday afternoon in **Music** the children will be following the Music Express Activities "Going Places" - focus on high and low. Playing instruments with increasing control to express feelings and ideas.



Healthy Me

In **PSHE** through our Jigsaw Programme, we will be learning about **Being Healthy**. Children will also develop their sense of responsibility and membership of a community.



Add a Family Post to your child's Tapestry Account