








Rea Class Home Learning

Week beginning 12<sup>th</sup> July 2020

Seaside down under week 12

Any attachments will be saved in your purple mash home learning folder. They will also be attached to your purple mash emails each day. You can see below which days things will be sent out. However, you can choose which activities to do and do them any day you wish.

<u>Subject</u>	<u>Learning Activities</u>	
<p><b><u>Phonics/ spellings</u></b></p>  <p>  Spellingframe  </p>	<p>Phonics daily emails will follow our learning in school, and detail will be emailed each day via PurpleMash. Play the games using spellingframe and Purple Mash.</p>	
<p><b><u>Writing</u></b></p>  	<p><b>Year One</b> Daily activities recapping the different sounds from the year.</p>	<p><b>Year Two</b> Daily activities recapping the different spelling rules from the year.</p>
	<p>Year 1 Your Oak National Academy lessons will be sent out daily by Purple Mash email. <a href="https://classroom.thenational.academy/subjects-by-year/year-1/subjects/english">https://classroom.thenational.academy/subjects-by-year/year-1/subjects/english</a></p> <p>Year 2 Your Oak National Academy lessons will be sent out daily by Purple Mash email. <a href="https://classroom.thenational.academy/subjects-by-year/year-2/subjects/english">https://classroom.thenational.academy/subjects-by-year/year-2/subjects/english</a></p> <p>Or: Watch this video of "The Lighthouse Keeper's Lunch" being read. <a href="https://www.youtube.com/watch?v=46wCRq50Wwg">https://www.youtube.com/watch?v=46wCRq50Wwg</a> . Then:</p> <p>Monday - Plan a letter to the seagulls using the planning frame sent by Mrs J Jones. Tuesday and Wednesday - Write your letter to the Seagulls. Thursday - Edit your letter to the Seagulls. Friday - Think about a writing target for next year.</p>	
	<p><b>Year 1</b> Practice handwriting from the school website. <a href="http://stottesdon-school.co.uk/learning/supporting-your-child/handwriting-videos">http://stottesdon-school.co.uk/learning/supporting-your-child/handwriting-videos</a></p>	<p><b>Year 2</b> Practicing handwriting joins from the school website. <a href="http://stottesdon-school.co.uk/learning/supporting-your-child/handwriting-videos">http://stottesdon-school.co.uk/learning/supporting-your-child/handwriting-videos</a></p>
<p><b><u>Reading</u></b></p>	<p>Keep up regular reading practice with an adult. Remember you can change your books in school on a Wednesday.</p>	

	<p>Choose the next of the reading activities from this twinkl online lesson.</p> <p>Share this lesson with the following unique access code. Your class can use this code to access all the resources in your lesson.</p> <p style="text-align: center;">Q J 6 9 2 4 C</p> <p>Once you've copied your code tell your pupils to search online for the 'Twinkl Go login' or send them directly to the Twinkl Go website.</p> <p>You're logged in as an adult so open an incognito window to check out the pupil view.</p> <p>Pupils will still need the PIN to access the lesson. If you publish your lesson, it will appear in your hub automatically.</p>	<p>Reading comprehension will be set using purple mash.</p> <p>It is Ned and the Detectives - Chapter 3.</p>
<p><b>Maths</b></p> 	<p>Year 1 - Daily maths lessons. Summer term week 11 activities. <a href="https://whiterosemaths.com/homelearning/year-1/">https://whiterosemaths.com/homelearning/year-1/</a></p> <p>Monday - Telling the time to the nearest hour. Tuesday - Telling the time to the nearest half hour. Wednesday - Writing the time. Thursday - Comparing time. Friday - Family challenge or practice. Remember to check purple mash emails each morning.</p>	<p>Year 2 - Daily maths lessons. Summer term week 11 activities. <a href="https://whiterosemaths.com/homelearning/year-2/">https://whiterosemaths.com/homelearning/year-2/</a></p> <p>Monday - Telling the time to the nearest five minutes. Tuesday - Hours and days. Wednesday - Durations of time. Thursday - Comparing durations of time. Friday - Family challenge or practice. Remember to check your purple mash emails each morning.</p>
<p>For some extra support, you can also try the following:</p> <ol style="list-style-type: none"> <li>Two/three tasks will be set on Mathletics each day. <a href="http://www.mathletics.co.uk">www.mathletics.co.uk</a> . If you complete these, you have access to the Mathletics games and live Mathletics areas.</li> <li>Use purple mash, <a href="https://www.purplemash.com/sch/stottesdon">https://www.purplemash.com/sch/stottesdon</a> and look for math fluency 2dos.</li> <li>Numbergym activities can be accessed using the guide on the school home learning page. <a href="https://fusion.webfusion-secure.co.uk/~numbergym.co.uk/hosting/NG/NGSmenuH5/NGSmenuH5.html">https://fusion.webfusion-secure.co.uk/~numbergym.co.uk/hosting/NG/NGSmenuH5/NGSmenuH5.html</a></li> <li>Hit the button <a href="https://www.topmarks.co.uk/maths-games/hit-the-button">https://www.topmarks.co.uk/maths-games/hit-the-button</a> regularly to keep up your calculation fluency.</li> <li>Year one and two - You carry on watching Numberblocks series 4.</li> </ol>		
<p><b>Science</b> Purple mash email sent Monday.</p> 	<p>Keep us updated about your regrowing plants.</p> <p>Try this online lesson about how the earth orbits and rotates. It will help you learn a little more about the seasons.</p> <p><a href="https://classroom.thenational.academy/lessons/how-does-the-earth-orbit-and-rotate">https://classroom.thenational.academy/lessons/how-does-the-earth-orbit-and-rotate</a>.</p>	
<p><b>Geography</b></p>  <p>Purple Mash email sent Tuesday.</p>	<p>Read the presentation about islands. Use the activity sheet and google maps (or google earth) to find the name of the different UK islands.</p>	

## History



Purple mash email sent Wednesday.

People travel to the seaside in lots of different ways. We have learnt about the history of trains and the history of planes. We are this week, going to find out about the history of cars.

Watch the presentation.

Then design your car of the future. Draw the car. Write about special features that you would like it to have.

## IT

Purple mash email sent Thursday.

This week, we are going to carry on learning how to touch type.

Touch typing is when we learn to type using fingers that reach the different keys easily.

Carry on with your touch typing. New 2dos have been set for you.

## Art



Purple mash email sent Friday.

This week we are going to do some sculpture.

**With the help of an adult**, try do create a sculpture of a shell from a bar of soap. Use this video from the Tate Gallery.

<https://www.tate.org.uk/kids/make/sculpture/soap-carving>