




Nursery - Summer 2 Week 4 Home Learning Rainbow Suggestions - Homes Topic

<p><u>Personal, Social and Emotional</u></p> <p>*After listening to the story 'This is our house' read by Nancy. Can you make a house out of a cardboard box for a teddy? What would his house look like?</p> <p>*Keep playing games as a family, ensuring to take turns with each other and encouraging the children to resolve their differences.</p>	<p><u>Communication and Language</u></p> <p>*Do you know what we use different things for? Can Mummy or Daddy ask you some questions:</p> <ol style="list-style-type: none"> 1. What do we use scissors for? 2. How do we cook food? 3. Where do we keep things cool? <p>(please continue to ask these type of questions)</p>	<p><u>Physical Development</u></p> <p>*Can you splash in puddles you find in your garden / street?</p> <p>*Does it make a bigger splash if you jump higher or lower?</p> <p>*Can you hop on one foot 6 times, counting each hop, then jump in the air 5 times, counting each jump?</p>
<p><u>Literacy</u></p> <p>*Using a car and your left hand, can you drive the car from left to right across the floor? You could make a track/path to drive the car along.</p> <p>(Remember left to right: this is the way we will read stories in the future).</p>	<p><u>Expressive Art and Design</u></p> <p>*Miss Jodie has again shared one of her dance sessions with us - We hope you are enjoying them!</p> <p>https://youtu.be/jKkHliW6-r4</p> <p>*Can you tap out a rhythm using a musical instrument (or saucepan and wooden spoon)</p> 	<p><u>Mathematics</u></p> <p>* Can you make a house using shapes? Square windows, triangle roof, rectangle door, what shapes would your windows be?</p> 
<p><u>Understanding of the World:</u></p> <p>*The season has changed to Summer, can you spot any signs of summer in the environment?</p> <p>Any new flowers growing, what's the weather like?</p> 	<p><u>School Readiness Activities:</u></p> <p><u>(Pre-school children)</u></p> <p>*Dressing yourself, putting your own socks and shoes on and doing up a zip.</p> <p>*Being able to use the toilet on your own, including washing and drying hands on my own.</p> <p>*Cut up own food or open some wrappers/packets myself.</p> <p>*Talk about what I like and dislike.</p>	<p><u>Nursery Rhyme of the Week:</u></p> <p>"I hear thunder" Lyrics</p> <p>I hear thunder! I hear thunder! Hark don't you, hark don't you? Pitter, patter raindrops, Pitter patter raindrops, I'm wet through and so are you!</p>

Story of the Week is:

This is Our House

Nancy has read this story for us and it will be uploaded to Tapestry, we hope you like it.

Phonics: Phase one: Rhyming Soup

Encourage your child to sit down so they can see a selection of rhyming objects (e.g. rat, hat, cat) placed on the floor. Use a bowl and spoon as props to act out the song. Invite the children, in turn, to choose an object to put into the soup and place it in the bowl. After each turn, stir the soup and sing the following song to recite the growing list of things that end up in the soup. Sing the first part of the song to the tune of 'Pop Goes the Weasel':

I'm making lots of silly soup

I'm making soup that's silly

I'm going to cook it in the fridge

To make it nice and chilly

In goes... a fox... a box... some socks...

*Be able to listen to others and take turns in conversations.

*Be interested in listening to stories and looking at pictures in books.

*Understand and follow some rules.

*Be able to talk about myself and my feelings.

(Keep practicing the tasks above and try out some of the news ones below as well)

*I like asking questions and testing my ideas out.

***Don't forget to try out your prewriting pack - have a go at all the different activities, there are videos to support this on the school website!**

Comment:

Send a photo of your home learning to admin@stottesdon-school.co.uk

Or upload to your child's tapestry account- this is great way to keep in touch with your child's key person!